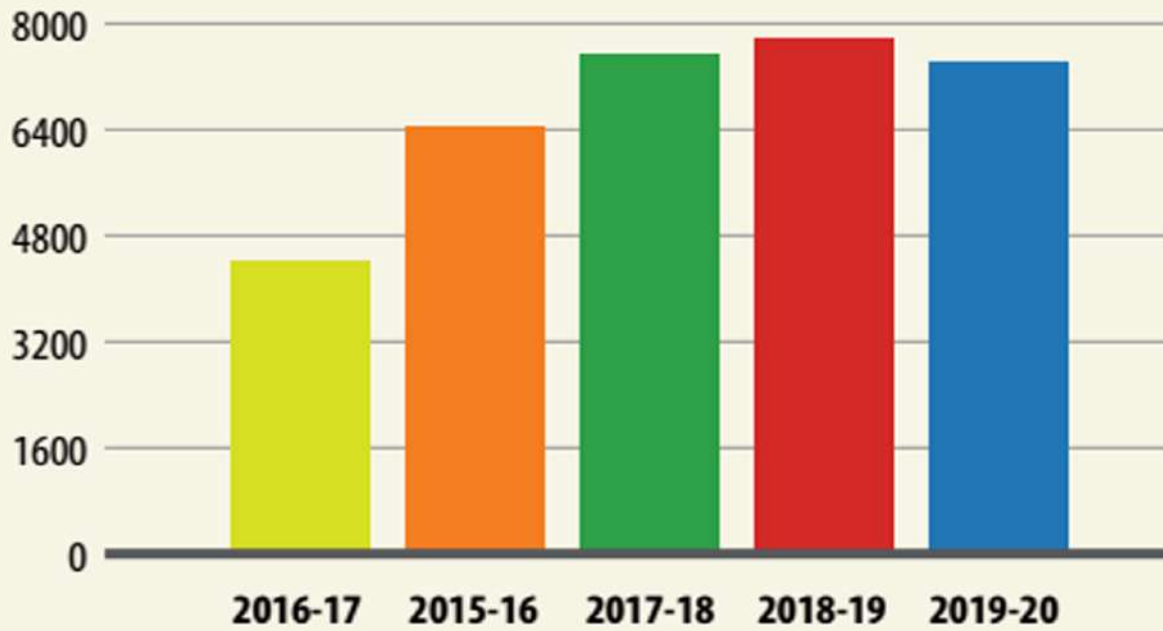


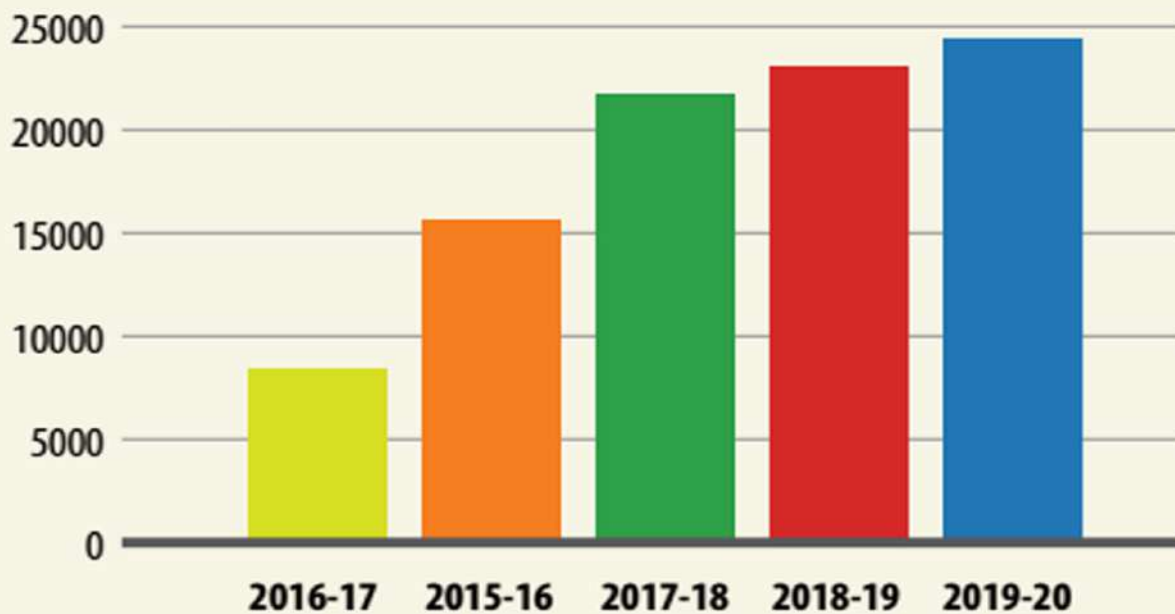
Last five years Financial Highlights

	2019-20	2018-19	2017-18	2016-17	2015-16
Operating Performance					
Net Generation in Kwh	7,404,437,761	7,762,495,875	7,552,694,185	6,431,716,061	4,393,395,192
Revenue	24,353,002,096	23,049,896,486	21,773,269,662	15,660,032,053	8,413,064,246
Cost of Sales	14,147,614,376	12,247,234,932	11,481,818,838	9,634,141,942	6,957,617,482
Gross Profit	10,205,387,720	10,802,661,554	10,291,450,842	6,025,890,111	1,455,446,764
Operating Profit	8,679,594,249	9,292,779,559	9,048,807,480	5,040,595,293	717,907,435
Net Profit	2,514,030,070	4,047,633,678	3,295,847,982	1,507,187,203	240,617,081
Financial Position					
Total Asset	120,290,118,243	114,573,199,474	106,855,993,905	98,108,867,184	90,719,006,926
Total Liability	96,782,341,297	92,656,577,744	89,903,933,928	85,145,524,220	74,533,486,499
Total Equity	23,507,776,945	21,916,621,729	16,952,059,977	12,963,342,964	16,185,520,427
Net Fixed Asset	82,707,333,652	87,851,420,662	15,159,822,219	16,733,415,073	18,071,893,749
Current Asset	28,005,730,577	24,127,556,983	15,479,319,189	10,458,718,872	7,638,066,633
Current Liability	15,572,921,682	13,956,958,145	13,028,099,019	7,638,114,041	2,327,370,864
Financial Indicators					
Gross Profit Margin	41.91%	46.87%	47.27%	38.48%	17.30%
Operating Profit Margin	35.64%	40.32%	41.56%	32.19%	8.53%
Net Profit Margin	10.32%	17.56%	15.14%	9.62%	2.86%
Return on Equity	10.69%	18.47%	19.44%	11.63%	1.49%
Return on Net Fixed Asset	3.04%	4.61%	21.74%	9.01%	1.33%
Current Ratio	1.80	1.73	1.19	1.37	3.28
Quick Ratio	1.50	1.56	1.01	1.20	2.78
Debt Equity Ratio	3.03	3.24	4.17	5.98	4.68
DSCR	1.08	1.61	1.67	1.47	2.18
EPS	2.06	6.12	4.98	22.78	3.64
Diluted EPS	1.12	1.78	1.45	8.90	-
Net Asset Value (NAV)	19.29	33.13	25.63	195.97	244.68
No of Share Issued	1,218,761,496	661,500,000	661,500,000	66,150,000	66,150,000
Diluted No. of Share	2,243,991,496	2,278,409,696	2,278,409,696	169,264,680	-

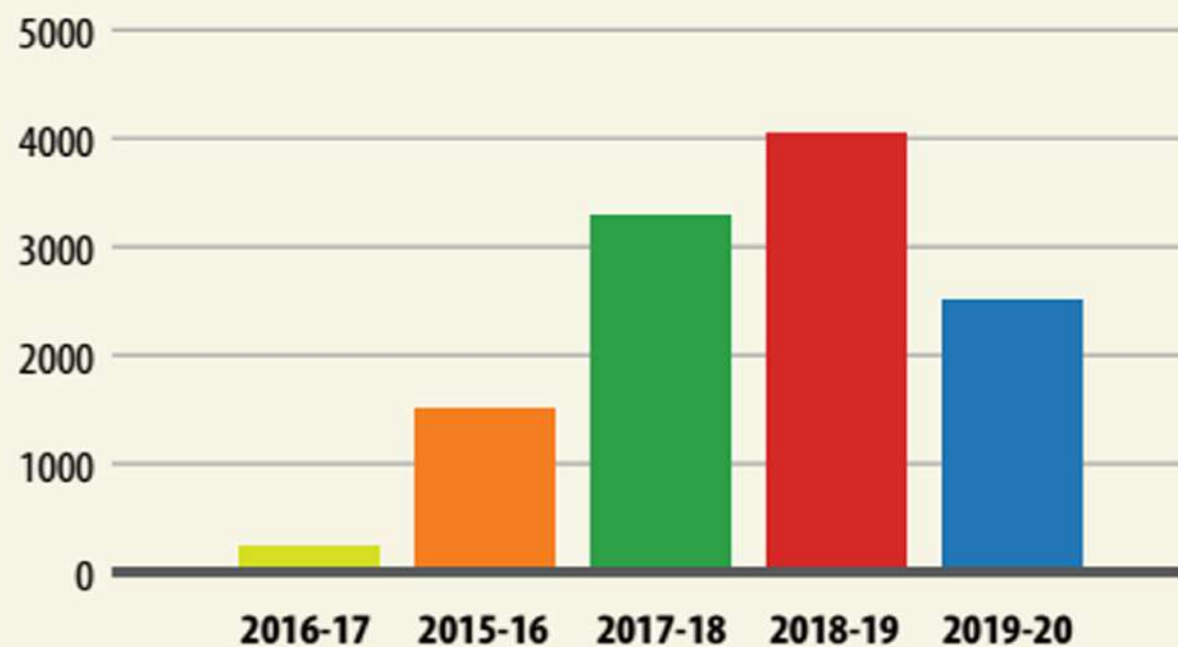
Net Generation in Kwh



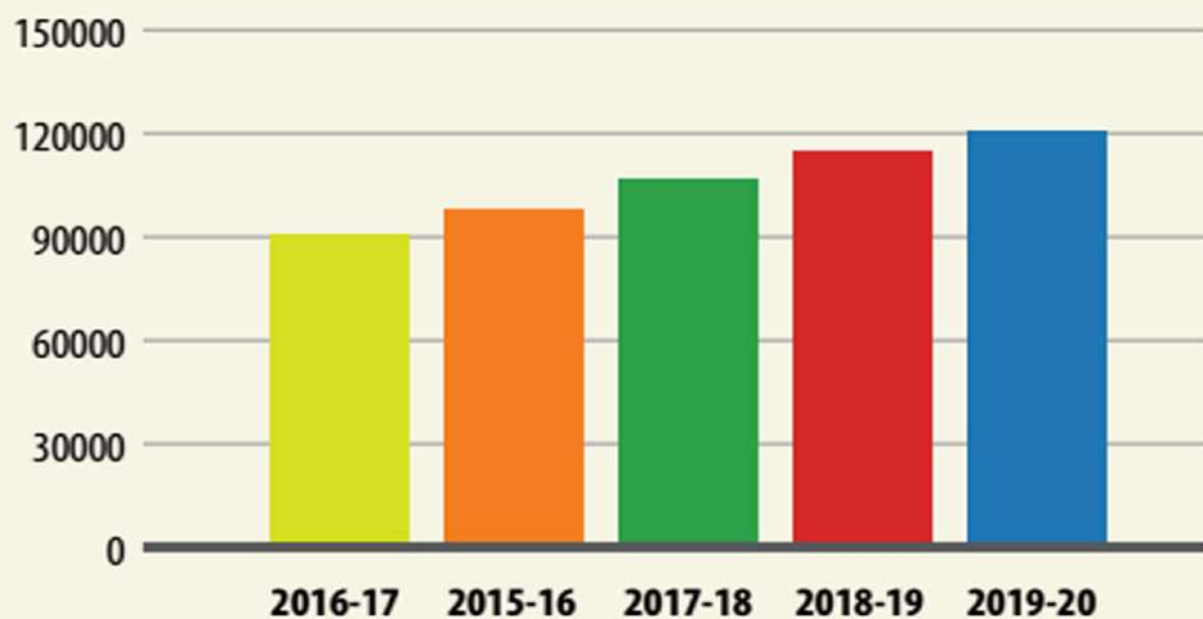
Revenue



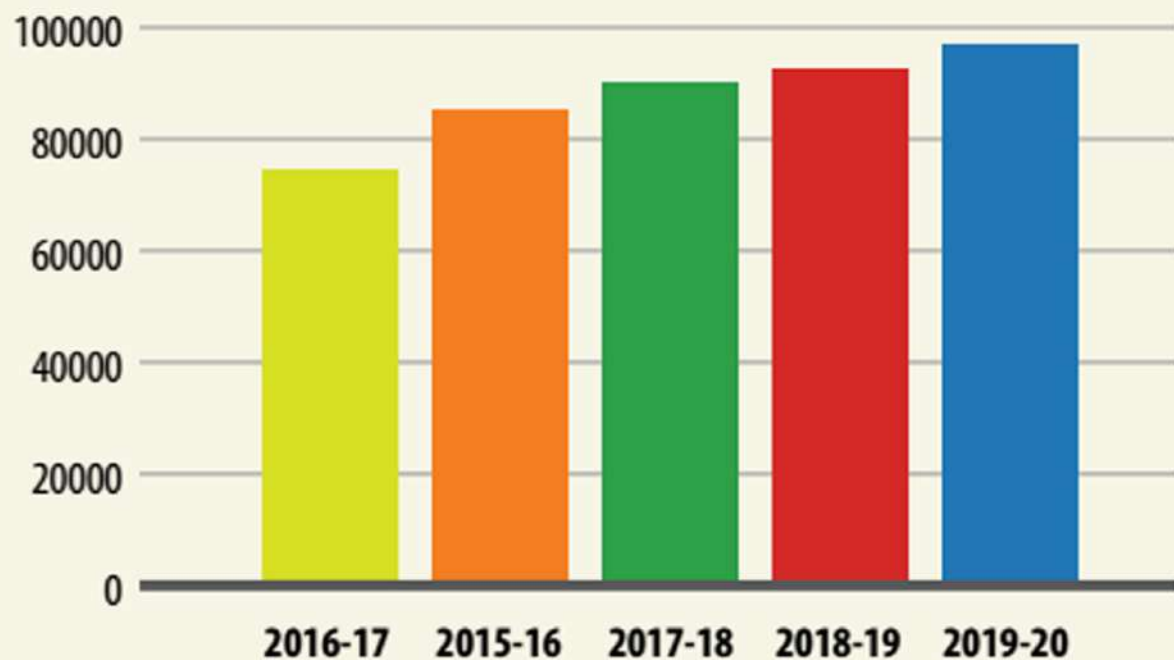
Net Profit



Total Asset



Total Liability



Total Equity

